







Manual

©— The Toronto Optimists Drum & Bugle Corps, 1967. Photos courtesy of C.D.C.A. PhotoNews, Bob Hunter Photos, Bridgeport, Conn., and Toronto Optimists Publicity





INTRODUCTION

Welcome to the Toronto Optimists. You are now a member of the finest Drum Corps in Canada. We hope you are as pleased as we are to have you join our Corps and we know you will live up to its high standards and traditions.

This Manual has been prepared to introduce to you and your parents The Toronto Optimist Drum and Bugle Corps. We ask that you read this Manual carefully, paying strict attention to all rules and regulations. We hope this book will answer all of your questions but do not hesitate to direct further enquiries to any member of the Executive.

Age of member -----	3
Age, C.D.C.A.-21 Rule -----	4
Attendance -----	11
Blouse -----	27
Booster material -----	38
Bus Conduct -----	30
Cadets, The -----	17
Contests -----	35
Contract of the corps -----	5
Crossing the border -----	32
Cummerbund -----	27
Damage and repair -----	8
Dressing rooms -----	33
Drum Majors -----	43
Echelon of command -----	15
End of year -----	44
Equipment Dept. -----	27
Equipment Sections -----	7
Fund raising -----	14
Gloves -----	27
Identification on cases -----	9
Instructing cadets -----	23
Instructing - outside -----	23
Jacket -----	25
Jacket, cleaning -----	26
Loading the buses -----	31
Making the line -----	18
Membership fees -----	12
Motto of the Corps -----	20
Object of the corps -----	1
On report -----	21
Optimist International -----	41
Optimist club -----	42
Parades -----	34
Presentations - 5 year ring)	
Grad ring (
Pins)-----	45
Certificate(
21 club)	
Publications - G.C.C.)	
News (-----	39
Digest)	
Comment(
Publications --Outside -----	40
Rehearsals -----	10
Restaurants and food -----	37
Return from trips -----	29
Rookie, Purchase of initiations -----	16
Rules of the corps -----	22
Sections -----	7
Shako & Shako Box -----	27
Shoes -----	27
Sponsor -----	2
Socks -----	27
Song of the Corps -----	19
Thank you cards -----	36
Transferring from another corps -----	6
Trousers -----	27
What to buy -----	24
What to carry when travelling -----	28

THE TORONTO OPTIMISTS DRUM AND BUGLE CORPS

MANUAL

=====

(1) THE OBJECT OF THE CORPS:

To promote a spirit of co-operation, good fellowship and patriotism.

To promote a stimulation of interest in music and military bearing.

(2) THE SPONSOR:

The Corps is sponsored by The Optimist Club of Toronto, Inc. as part of their Boy's Work Activities.

(3) AGE OF MEMBERS:

(1) The Cadets-----10 to 16 years.

(2) The Junior Corps--14 to 21 years.

(4) CDCA RULE ON 21:

"The Junior Corps age limit is 21. If a member reaches the age of 21 on or after November 1st. he may remain with the corps until the next free month of October, or a full season. He must not reach his 21st birthday during October."

(5) THE CORPS' CONTRACT:

Upon joining the corps a copy is to be signed by both the corps' member and his parents so that both understand the basic rules and requirements of the Toronto Optimists Drum Corps.

These are:

- (1) Demonstrate pride in the corps at all times.
- (2) Constantly strive for perfection.
- (3) Co-operate and assist Instructors and Management to the fullest extent.
- (4) Feel free to take any problems direct to management.
- (5) Personally be responsible for all equipment issued.
- (6) Practice regularly at home.
- (7) Never use alcoholic beverages in connection with the Corps.
- (8) Act at all times like 'gentlemen.'
- (9) Attend all trips and functions the corps schedules.
- (10) Attend all rehearsals scheduled plus extra rehearsals required.

(6) TRANSFERRING FROM ANOTHER CORPS:

If you have ever been a member of another Canadian Corps you must get a release from that corps before you can become a member of any other corps. The release is obtained from the Director and is based on the return of all corps equipment and the payment of all monies owing the corps.

Personal liabilities with other Corpsmen may be taken into consideration before a release is granted.

(7)

SECTIONS AND EQUIPMENT OF THE SECTIONS:

The Corps is in three sections: (1) Bugles.

(2) Percussion. (3) Guard.

(1) BUGLES: On joining this section as soon as possible you will be issued a bugle. Each bugle is code numbered. Your bugle number is credited on your record card against your membership number and name. NEVER EXCHANGE BUGLES WITH OTHER MEMBERS, ON YOUR OWN.

(2) Percussion: Drummers will be issued equipment on attaining the grade required. As with bugles, never exchange equipment with other members in your section on your own.

(3) The Guard: Members of the guard are issued the following equipment---(1) Pole, (2) Sling, (3) Practice Flag, (4) Carrying case and (5) Assigned a permanent Corps' Field Flag.

Pole: Keep clean and polished.

Sling: Make sure your Corps number is lettered inside.

Practice Flag: Small number on the leather-thong end of your practice flag. Always keep it washed clean.

Carry Case: Make sure your name, number address and phone is on the "ID" Card on the case.

Permanent Field Flag: Immediately after a uniformed event fold your flag up properly and place it in the assigned flag box.

(8)

DAMAGE AND REPAIR:

Members are personally responsible for instruments, uniforms and any all corps' property in their possession. They shall pay for any loss or damage to same regardless of direct or indirect responsibility for loss or damage. Repair of bugles, percussion or guard equipment "in line of duty" shall be paid by the corps and/or sponsor. Instruments requiring repairs should be checked first with the equipment manager and with his approval a purchase order for repairs will then be issued.

(9)

IDENTIFICATION OF CASES:

Outside: Your corps number and corps' decal only.

Inside: Your number, name and address with phone in case of loss.

Your name, address and phone should also be on your uniform bag, shako, shako box, and personal kit bag.

(10)

REHEARSALS:

- (1) Inside: At the start of rehearsal do not play your instrument as this distracts greatly from any business discussions between Executive and members.
When using the school gym wear proper shoes for floor protection.
No smoking in the school.
On dismissal do not play your instrument.
After the main announcements the rehearsal is over.
Guests...check this with the Director, before inviting anyone.
If your parents are picking you up after rehearsal they should arrive 15 minutes before the end of the rehearsal.
 - (2) Outside: Line your instrument cases up properly to prevent loss or damage. Put any extra clothes with your instrument case.
-

(11)

ATTENDANCE: (1) Rehearsals:

Attend all rehearsals scheduled, on time. If for some reason you are late report direct to the Executive member taking roll and report why you are late. If you must miss a rehearsal phone the Executive member of your section and explain why.
REMEMBER: If you are not out at rehearsal we should know why the night of the rehearsal.

- (2) Trips: A fine will be levied for being late for trips. DO NOT BE ABSENT FROM ANY UNIFORMED EVENT WITHOUT PROPER NOTIFICATION IN ADVANCE, DIRECT TO THE DIRECTOR. Penalty is a \$10.00 fine and/or suspension.

(12)

MEMBERSHIP FEES:

- (1) Corp Membership: \$5.00 per year. The year extends from October 1st to October 1st of the next year. Membership is payable within two weeks of render.
 - (2) CDCA Membership: \$1.00 per year. On first year membership in The Canadian Drum Corps Association proof of age must be provided to be issued a "CDCA Membership Card".
 - (3) "A Jr. C" Membership: 50¢ per year. Membership includes an "Associated Jr. Corps" membership card for the current year.
-

(13)

ADDITIONAL EXPENSES:

- (1) Meals on all trips.
 - (2) Some transportation fees on some trips as voted on by the members of the corps. Means of raising these fees with minimum cost to the members will be provided by the corps.
 - (3) Camp fees when a Spring camp weekend is scheduled.
-

FUND RAISING:

- (1) Special projects during the fall, winter and spring months.
 - (2) Special projects during the year for additional corps funds for equipment over and above the yearly budget and to raise additional money for the member's 'transportation fund'.
-

(15)

ECHELON OF COMMAND:

- | | |
|----------------------------|--|
| OPTIMIST CLUB: | <ol style="list-style-type: none">(1) Sponsor: The Optimist Club of Toronto, Inc.(2) The Board of Directors, The Optimist Club of Toronto, Inc.(3) The Boy's Work Committee, The Optimist Club of Toronto, Inc.(4) The Corps' Committee, The Optimist Club of Toronto, Inc. |
| | |
| OFFICE OF ADMINISTRATION | <ol style="list-style-type: none">(5) The Corps' Director.....Responsible for The Corps, direct to the Sponsor.(6) The Assistant Director..To Assist the Director in the running of the Corps.(7) The Corps' Manager.....Responsible for all bookings of the Corps.(8) The Corps' Treasurer....Custodian of Corps' funds.(9) Director, Cadets.....Responsible for the organization of the Cadet Division of the Corps. |
| | |
| OFFICES OF INSTRUCTION | <ol style="list-style-type: none">(10) Bugle Instructor(s)(11) Percussion(12) Guard(13) Drill(14) Bugle Instructor(s), Cadets.(15) Percussion Instructor(s), Cadets(16) Guard Instructor(s), Cadets(17) Drill Instructor, Cadets |
| | |
| THE CORPS: EQUIPMENT DEPT. | <ol style="list-style-type: none">(18) Equipment Manager..Responsible for all Corps' Equipment.(19) Assistants: Bugles(20) Assistants: Uniforms(21) Assistants: Guard |
| | |
| THE CORPS | <ol style="list-style-type: none">(22) THE DRUM MAJOR. Direct liason between the Corps and the Executive. In direct charge of the Corps when in uniform.(23) THE GUARD CAPTAIN..In command of the Guard.(24) ASSISTANT DRUM MAJOR.(25) GUARD SERGEANT. In command of National colour squad.(26) CORPS MEMBERS, second year and up.(27) THE CORPS MEMBERS, ROOKIE CLASS. First year members of the Corps. |
-

(16)

THE ROOKIE:

A new member is in the Rookie Class from the time he is issued his membership card until the National Championships in September.

THE ROOKIE, PURCHASE OF:

Early in the season each Rookie is purchased by a member of the Corps. Purchase price, 50¢.... paid by the older member to the Drum Major who is in charge of the sale of the Rookies. Total receipts are turned over to the Corps' treasurer. The Rookies are picked beginning with the oldest member of the Corps. Each member is allowed only one Rookie. If the Rookie should leave the Corps he cannot get a second Rookie until each old member has been assigned one. The second Rookie must also be purchased @ 50¢.

On corps trips and rehearsals over the season the Rookie must do as the old member asks, within reason. In turn, the older member must help the Rookie with music, drill.

Complaints between Rookie and/or Old Member should be directed to the Drum Major.

THE ROOKIE INITIATIONS:

Controlled initiations of the Rookies are set throughout the year. These may be individual or "in mass".

(17)

THE CADET:

The Training division of the Optimists Corps under the responsibility of the Cadet Director. Membership 10 to 16 years.

Membership: \$1.00 per year to the Cadet Division of the Corps.

\$1.00 per year for CDCA Membership.

(18)

MAKING THE LINE:

The Corps' season is divided into: (1) WINTER: New music. (2) SPRING: Drill. (3) SUMMER:

Contests, shows and parades.

The line is picked when the drill is first learned.

If you do not make the line there are specific reasons and you should work hard to correct these.

Meanwhile, you work on basic drill and music.

Eventually you will "make-the-line" by being as good as or better than a member on-the-line.

(19)

THE CORPS SONG:

Written in July of 1961 by Glen Durish of the bugle line who later became Assistant Drum Major. The song is based on the corps' number, "Meadowlands".

.....

On, March On,
Our Battles not yet won,
we'll March
and Sing,
Defeat shall never come, March On!

Pride of Our Nation,
Champions in Competition,
Arms swinging, Bugles Ringing, Drums resounding,
Legs lifted high come swiftly pounding
Upon the ground,
The Optimists by name...
The Green Machine by fame.

Colour and Splendor,
Only add to our endeavour,
Marching and music done in glorious fashion,
Pride and Perfection is our passion,
Optimists Drum Corps,
Of Thee we sing... we will march on for ever.

(20)

THE CORPS MOTTO:

"Crede Quod Habes, Et Habes".

(21)

ON REPORT:

With the breaking of the corps rules the member is put 'on report'.

He may be put on report by the Executive, Instruction staff or Drum Major.

When put on report his position will be reviewed by the Executive immediately after a rehearsal or, when on trips, as soon as possible after the event at which the incident occurs.

(22) THE CORPS RULES:

(1) ATTENDANCE:

- ..Being absent without proper notification...
fines levied.
 - ..Late for events.. fines levied.
 - ..Missing a function of the corps without
proper notification DIRECT TO THE
DIRECTORS.....\$10.00 fine and/or
suspension.
-

(2) EQUIPMENT:

- ..Dirty instrument, shoes, uniform and gross
carelessness in the handling or wearing of
the uniform/equipment.... fine levied.
-

(3) GENERAL:

Fines and/or suspension will be levied when
put-on-report for:

- ..Drinking of alcoholic beverages in public
by members of the corps proper at contests,
parades, exhibitions or shows where the
corps is at these functions as an official
group.
- ..Drinking of alcoholic beverages at any event
while wearing corps' identification.
- ..Degrading the corps name, standing or repu-
tation by any means whatsoever.
- ..Attempting to disrupt the organization of
the corps.
- ..Initiating hard feelings with any other corps
or group or individual within the Corps.
- ..Creating danger for corps members while in
transit.
- ..Unnecessary disturbance or lack of co-opera-
tion.
- ..Not fully participating in corps fund raising
activities.

(23)

INSTRUCTING OUTSIDE THE CORPS:

- (1) On appointment by the Executive to the instruction of the Cadets.
 - (2) No instruction by members of the corps (uniformed) of any other corps or group.
-

(24)

WHAT TO BUY:

Members purchase the following:

- ..Regulation white intern shoes.
 - ..Regulation white gloves (bugle and guard only)
 - ..Black wool socks.
 - ..A corps jacket.
-

(25)

THE CORPS' JACKET:

As a member of the Corps you should have a corps' jacket. This jacket represents the Optimists Corps and is considered part of the uniform.

Like the uniform, the jacket is designed to be identical as they may be worn on parade or at retreats.

- (1) As a uniform the jacket should be kept clean and in good repair.
 - (2) The jacket comes complete with regulation crests. no other crests or buttons are to be added.
 - (3) IF THE MEMBER SHOULD LEAVE THE CORPS BEFORE THE CORPS SEASON IS COMPLETE THE CORPS HAS THE RIGHT TO PURCHASE THE JACKET BACK AT A PRICE AGREEABLE TO BOTH PARTIES.
 - (4) In ordering:
 - ..The jacket must be paid in advance.
 - ..All orders are placed through the Director.
 - ..Cost: \$19.00 complete with crests, tax included.
 - ..Construction: Green wool melton with white leather sleeves, military black collar, clip buttons. Shako button may be worn on the collar.
-

(26)

THE CORPS JACKET, CLEANING:

- (1) May be cleaned at any good dry cleaners.
- (2) To "do-it-yourself" ...

Use a mild upholstery cleaner on the green melton, by laying the jacket on a table and applying the cleaner with a sponge or soft cloth, rubbing the melton gently in one direction. When dry, rub with a clothes brush from shoulder to waist.

SLEEVES: To clean the leather use saddle soap obtained from a leather goods store. Dampen a sponge with water and apply some soap. Rub the sleeve until they are covered with lather then wipe off with a damp cloth.

WRIST & WAIST BAND: Add a mild soap to warm water and stir in a cup of salt. Wash gently rubbing the soiled spots. Hang the jacket up to dry.

- (3) If the jacket is cleaned by a dry cleaners it is advised to treat the leather sleeves yourself with saddle soap to keep them soft and prevent cracking.
-

(27) UNIFORM WEAR AND CARE:

THE SHAKO: To clean, wipe with a damp cloth. Wipe chrome with a dry cloth.

CORRECT WEAR: Low over the eyes with the chain at the point of the chin. At issue, if a little large, pad under the sweatband.

THE SHAKO BOX: Issued to carry the shako when travelling. Pack the shako with the black top uppermost, to prevent scratching. Carry the cummerbund in your shako box, neatly folded and resting on the black top of the shako.

When on the bus store your shako in the racks above you. When storing make sure the handles are folded inside the box. In case of loss, print your name, address, phone number inside the lid. Worn boxes should be replaced by The Equipment Manager.

THE BLOUSE: Dry clean. Dry clean only at a good cleaners, who do not allow the white stripe to turn yellow.

Hand washing and ironing: To keep the blouse in the best possible shape, with the stripe as white as possible HAND WASHING AND IRONING is recommended, as follows:

- (1) Into warm water add a mild soap.
- (2) Stir a cup of salt into the soap and water.
- (3) Wash gently, rubbing the soiled spots. If the white stripe is yellowed or badly soiled, scrub gently with a brush and soap. A little of the green will probably come out in the water but work quickly, use salt, and the colours won't run.
- (4) Rinse the blouse twice and wring dry.
- (5) Place the blouse flat on a towel and roll up, making sure that the towel comes between the white stripe and the green material. Leave the blouse here until just damp enough to iron.
- (6) Turn the blouse inside out and gently iron with a warm iron...then turn right side and iron again, still, using the warm iron. This brings up a nice sheen to the blouse.

CORRECT WEAR OF THE BLOUSE: Pull down tight through the cummerbund, with the excess tucked up at the bottom. AT HOME, BEFORE A TRIP, always check the collar, zipper, hooks and cuff buttons to make sure all are intact.

Under the blouse wear a heavy white sweat shirt. This is far superior to any "T" shirt and keeps the blouse from getting perspiration stained and sticking to you.

HAIRCUT: The part that shows below the shako should always look freshly trimmed.

SWEATSHIRT: must always be worn under the blouse to absorb perspiration.

BRACES: for the trousers over the sweatshirt.

TROUSERS: must be worn high. SHARP CREASE

DE-LINTE

TYPE OF SHOES TO BUY: White intern shoes. No ridges. Slightly tapered toe. Rubber sole. Smooth finish top.

PROPER FINISH ON TROUSERS BOTTOM NOT DRAPPED.

SHAKO BOX to carry shako & cummerbund. Carry shako with top UP & cummerbund neatly folded over the top to prevent scratching.

SOCKS
Black wool is best.

SWEATBAND in blouse neck should be checked & replaced if worn. Check the chrome buttons for a secure attachment

GLOVES:
worn always white
Have several pair for multiple engagements

SHOES:
Whitened and polished. WHITE LACES

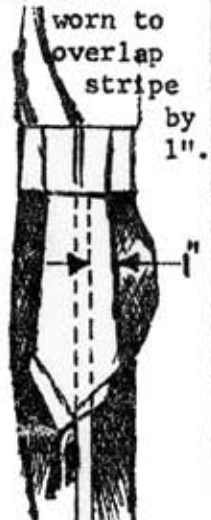
TROUSER TOPS
 $\frac{1}{2}$ " above shoe tops when at attention

cummerbund around waist under the overlap flap.

SHAKO: must fit snug. If a little large, pad beneath the sweatband and adjust the string on the black bag inside.

WEAR LOW on eyes. **CLEAN** all fingerprints etc. with a damp cloth. **ADJUST CHAIN** to chin by adding or removing links.

CUMMERBUND



THE BLOUSE AND CUMMERBUND: The blouse should be pulled down snug at the waist. Make sure your blouse has elastic on the bottom & replace if worn. **WHEN BLOUSE IS PULLED DOWN SNUG** place on cummerbund **SO THAT BLOUSE STICKS OUT UNDER**. When cummerbund is on, then turn under the blouse under the cummerbund. Attach the cummerbund with the 3 hooks. These should be adjusted for proper fit. End of the cummerbund around waist should be hidden under the overlap flap.

Very Highly Recommended: A vested 'no sweat' suit of cotton mesh tops and bottoms that are designed to allow air space between your uniform and body. Won't allow the trousers to stick to your legs.

THE TROUSERS: Support them with braces. Always wear them high or ripped crotch will get you. DON'T have them taper too tightly or taper the legs, you must have the freedom to move. The legs are wide for a purpose. Make sure they are long enough. 1/4" above the shoe tops when at attention. Wear an athletic support under the trousers as a safety measure against rupture..don't forget, we drive.

THE CUMMERBUND: Dry cleaning recommended. Washing will shrink the cummerbund due to the stiffening material inside.
CORRECT WEAR: Tails on the left and worn to overlap the pants stripe by 1".
CHECK the hooks regularly to make sure they are secure. When hooked on the inside the overlap should not be showing at the edge of the tail flap when this is clipped down. The tail flap should look to be attached to the waist piece.
Check the tassels regularly to make sure they do not 'string' or one hasn't dropped off. If not correct get new ones from the Equipment Manager.

SOCKS, SHOES, GLOVES: Recommended socks are black, wool. Bring more than one pair on a trip where we do more than one event.
Shoes must be regulation white bucks, always kept white and polished. Use new laces.
Gloves should always look new.

Shoes should be whitened at home and not on corps trips. They should then be carried in a plastic bag in your kit bag. The white polish is carried for 'touch ups'.
No Rookie can be asked to clean bucks within an hour of ready time.

THE EQUIPMENT DEPARTMENT: This is one of the most important departments in the corps. The Equipment Manager and his assistants are responsible for corps equipment worth over \$15,000.00.
To keep the corps looking sharp you must co-operate fully with the Equipment Manager and his staff.
Uniform procedure:
(1) Before the uniformed event obtain a plume from the equipment department.
(2) IMMEDIATELY AFTER RETREAT, BEFORE GETTING OUT OF UNIFORM return your plume to the plume box.

- (3) GUARD: Before getting out of uniform fold your flag up neatly and place it in the flag box.
-

(28)

TRIPS:

WHAT TO CARRY WHEN TRAVELLING:

- (1) Shako Box...with shako top UP so it won't scratch in transit. In box include your gloves, black socks, and on top fold your cummerbund.
 - (2) Uniform Bag...Hang the uniform on a wooden hanger. Clip the trousers so they won't fall off the hanger in transit.
DO NOT CARRY OBJECTS (shoes, etc.) IN THE BOTTOM OF YOUR UNIFORM BAG.
 - (3) Small Kit Bag...In this carry:
 - white bucks,
 - shaving kit,
 - white sweat shirt (for under the blouse)
 - white shoe polish,
 - face cloth, towel, soap.
 - Extra sweat shirt for after the show.
 - (4) On long trips fruit to eat on the bus is always handy.
-

(29)

RETURN FROM TRIPS:

Members return with the corps from all trips whether you are on the bus or in cars.

If a car stays overnight you must check this out with the Director before leaving Toronto. Your parents MUST BE NOTIFIED of your intentions before the corps leaves Toronto.

(30)

BUS CONDUCT:

- ..Do not use back exit door ever, unless there is an emergency.
 - ..No sleeping in the racks.
 - ..Do not throw refuse out the window.
 - ..In transit, do not yell out the windows.. makes you look like caged animals.
 - ..No pop bottles are brought on the bus. Tins of pop should always be kept in the racks so they do not roll on the floor.
 - ..When bus stops stay in your seats till given permission to leave.
 - ..DO NOT SIT IN THE DRIVERS SEAT or handle the bus controls.
-

(31)

LOADING THE BUS:

Rookies are responsible for loading the instruments under the bus. Rookies will be assigned each trip. They are responsible for loading instruments only. Individual kit bags, uniform bags, shako boxes must be placed on the bus by their owners. Hang your uniform neatly on the rack under the bus. Place the other items inside the bus in the racks. BEFORE LEAVING HOME MAKE SURE YOU HAVE ALL EQUIPMENT WITH YOU.

- (32) CROSSING THE BORDER:
..Stay in your bus seats at the border. Keep quiet when customs is on the bus.
..Carry identification if you were born in Canada.
..If born outside Canada carry the proper papers (passports etc.) for entry into the United States.
-

- (33) DRESSING ROOMS: The dressing rooms for the corps at various contests or shows vary in size...sometimes we are fortunate in having large rooms, at other times we are crowded into smaller ones. For more efficiency:
(1) When dressing keep your uniform and equipment in one spot. If possible hang your uniform up. When you are in uniform place your street clothes in your uniform bag.
(2) Hand in your watch and wallet to the member of the equipment department Executive collecting them. The Corps is not responsible for wallets or watches or other valuables lost or stolen if they are not handed in for our safekeeping.
(3) Do not eat food in the dressing room. It gets on your uniform or someone elses.
(4) After the show, when you have changed into street clothes pack your uniform away neatly and clean up around the area where you dress.
-

- (34) PARADES:
(1) No talking in lines. Parade in full uniform only.
(2) No smoking in uniform on parade.
(3) "Parade Pause". Remain at Attention.
(4) "Parade Rest". At ease and free to relax BUT DO NOT BREAK RANKS.
(5) "Break Ranks". May leave the street. Smoking allowed.
-

- (35) CONTESTS:
(1) Before we are on the field it will be announced if the Corps members can see the show or contest from the stands.
(2) Usually we do not sit on the concert side of the stands unless special permission and an area is set aside for corps by the contest sponsor. This will be announced to the Corps. At some contests there are penalties for members to be on the concert side. DO NOT MIX WITH THE AUDIENCE WHEN IN UNIFORM but sit in the area designated to the Corps.
(3) When in the stands in uniform WEAR THE CORPS JACKET over the blouse.
AT RETREAT: REMAIN RIGID BUT RELAXED, KEEP A "NO REACTION" ATTITUDE, win or lose, through the complete retreat. This frustrates your competition no end when we win and more so if we lose.

- (4) After the retreat do not play your instruments but head for the dressing room to change and get on the bus as fast as possible.
-

(36)

THANK YOU:

On several trips Optimists may be hosted by the families of boys of another corps. After this event, back in Toronto, you will be given a "Thank You" card to mail back to your hosts. Always make sure you obtain their name and address so you can mail these cards.

(37)

RESTAURANTS AND FOOD:

When in a new town and given your lunch break pick a good restaurant, if possible. Do not eat in bars. They are more interested in serving beer than food. Place your order for nourishing food. Hamburgers are often questionable. Ever see a cat not exit from the kitchen? You can't go wrong if you order an egg dish. Always eat a decent meal. You can't do your best on a contest field on an empty stomach. If near a food store consider buying from there and eating picnic style on cheese, cold meats, crisp buns, butter, milk, fruit etc.

(38)

BOOSTER MATERIAL:

Booster items available to corps members from the publicity department include:

- (1) "Smile Cards" (when available).....free
 - (2) Optimist money\$25.00 for 25¢
 - (3) Corps Decals 25¢
 - (4) The "Official" Corps Button 50¢
 - (5) The Championship Button 50¢
 - (6) The 3" Official Jacket Crest 75¢
 - (7) Championship Crest (to members only)....\$1.50
 - (8) Field Show Recors.....\$1.50
 - (9) Corps Key Chain.....\$2.00
 - (10) Corps 'Zippo' Lighters, Chrome, thin model with $\frac{1}{2}$ " Corps raised crest (special order).....\$4.50
 - (11) Shako Pin.....\$1.00
-

(39)

CORPS PUBLICATIONS:

During the year the corps publishes 2 papers which are free to members;

- (1) GREEN CAPSULE COMMENTS: The official corps newsletter published about every third month. GCC is one of the oldest continuously published corps papers.. Contributions to the paper by way of articles, poems, artwork etc. are most welcome. See the Director.

- (2) GREEN CAPSULE COMMENTS "INSIDE" For corps members only as a supplement to this manual. As it contains information only of concern to this corps "Inside" should not be shown outside the Corps.
-

(40) OUTSIDE PUBLICATIONS:

Ask the Director to see a sample copy...

- (1) "NEWS": From the East, published in Boston, DRUM CORPS NEWS is a publication in the form of a newspaper and issued 30 times per year. It has the largest circulation (8,000) and gives you the fastest news as it is published every week during the summer months, every second week during the winter. Rate: 1 yr. subscription \$3.50. Allow 4 weeks delivery in new subscriptions. Address: DRUM CORPS NEWS, P.O. Box 331, LYNN, MASS. U.S.A.
 - (2) "DIGEST": From the west comes DRUM corps digest. Just over a year old in 1966 Digest is one of the fastest rising drum corps magazines. Picture Cover each month. Published monthly, 12 times a year, DRUM CORPS DIGEST, DRUM CORPS DYNAMICS, INC. 623 ECHO LANE, GLENVIEW, ILLINOIS (60025) U.S.A.
 - (3) "CANADIAN COMMENT": Official publication of the Canadian Drum Corps Association. Rate: \$2.00 per year. Available from: Mr. Fred Blazey, 1267 Woodbine Ave., Toronto 13. Every member of the corps should subscribe to at least one of these publications, especially if you are new to drum corps. By reading these you will become more aware of the drum corps activity in other areas of Canada and the United States.
-

(41) OPTIMIST INTERNATIONAL:

The objectives of the Optimist Club International are:

- (1) To develop Optimism as a philosophy of life.
 - (2) To promote an active interest in good government, civic affairs, to inspire respect for the law, to promote patriotism and work for international accord and friendship among all people.
 - (3) To aid and encourage the development of youth.
-

(42) THE OPTIMIST CLUB OF DOWNTOWN TORONTO:

One of the several Optimist Clubs in the City of Toronto this club holds its luncheon meetings every Wednesday at 12.30 p.m. at the Royal York Hotel. Boys work projects sponsored by this club include: a scout troop, a yearly oratorical contest, a yearly scholarship award, The Metropolitan Optimist Boy's Club of Downtown Toronto and the Drum and Bugle Corps.

- (43) DRUM MAJORS OF THE CORPS 1958 - 1967:
1958....Phil Hennings
1959....Don Chisholm and Phil Hennings
1960....Barry Bell and Phil Hennings
1961....Al Morrison
1962....Jim McConkey
1963....Jim McConkey, Glen Durish
1964....Andy Henderson, Vern Johansson
1965....Andy Henderson
1966....Vern Johansson
1967....Vern Johansson
-

- (44) END OF THE YEAR:
As October is the changeover month for the Canadian Drum Corps Association, the Corps year concludes September 30th.
The Corps' Banquet: After the Championships in September the Optimist Club honours the Corps, for their hard work during the year, with a Corps' Banquet. The first banquet was held at the conclusion of 1962 at the King Edward Hotel, Toronto. It was also held here in 1963. The banquet moved to the Royal York Hotel for the 1964-66 seasons. At this banquet several presentations are made in the form of Corps rings, tie pins, and membership certificates as well as the 'Rookie of the Year Award' and 'Member of the Year' award.
-

- (45) SPECIAL PRESENTATIONS:
- (1) THE CORPS RINGS: When it was decided, early in 1960, that some form of recognition be given these boys retiring from the corps the Optimist Club was in favour of a lasting memento in the form of a corps ring. It was something that the member could wear and be proud of.
THE FIVE YEAR RING: Presented to members who have served the corps for five consecutive years. The corps year extends from January till September 30th. of that same year. The term of a year will also be constituted if a member comes in after January and serves his term as an active spare because there is no room on the line - or - he joins after January and makes the line.
THE GRADUATION RING: Presented to those leaving the corps at the age of 21 with a minimum of three years service. The 3 years do not have to be consecutive but absence during any intervening year(s) must be for the following reason(s): school, work, health, or personal valid reasons.
 - (2) THE TIE PIN: Presented to those serving their first year with the Corps.
 - (3) THE CERTIFICATE OF THE YEAR: Presented in recognition of a full years service with the corps.

- (4) THE ROOKIE OF THE YEAR AWARD: Presented to the outstanding Rookie of the Year. This award is based on attendance, first year membership in any corps, active fund raising, service to the older member, co-operation, and future ambition with the corps. First instituted in 1965 when the Rookie of the Year was David Simms. The Rookie of the year will be chosen by the Director of the Corps on the advice of the Executive of the Corps.
- (5) THE "21 CLUB": First instituted in 1964 these are steins presented to the age 21 members of the corps.

NOTE: With regard to Corps' rings. It is the members responsibility to review with the Director of the corps by June of the year his eligibility of the presentation of a ring.

CORPS MAN OF THE YEAR: Voted by secret ballot by all members of the Corps, including Executive.

- E N D -

Additional Notes:

(c) June 1967



